

# Pallet Rack

Regular Duty and Heavy Duty pallet rack features 3" x 3" columns and 5" x 8" seismic base plates. Regular duty uprights are constructed of 16 gauge steel and provide 16,100 lbs. capacity per upright. The heavy duty uprights feature a 23,300 lbs. capacity and are constructed from 14 gauge steel (regular and heavy duty capacities are based upon a maximum shelf spacing of 36").

The bolt together design of the pallet rack uprights provides a lower cost of ownership because components can be easily replaced when damaged during use. Traditional welded uprights would require replacement of the entire upright at a more significant cost. Step Load Beams feature a removable safety clip that allows for easy replacement of damaged clips. Racks are designed for use with a forklift (or other hydraulic or electrical lift) or for heavy duty hand stacking. Buy pallet rack uprights, beams, wire mesh decking and accessories separately or in complete "starter" and "add-on" units.



**Popular tear drop design insures interchangeability with most major pallet rack manufacturers: Interlake (Original Style), Space Rack, USP, Lodi Metal-Tech, Steek King and Husky.**

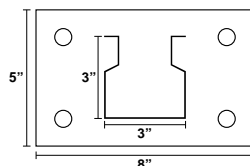
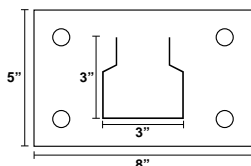
## Uprights

Featuring a 3" x 3" standard column design and 5" x 8" base plate. Regular duty uprights are constructed of 16 gauge steel with a 16,100 lbs. capacity. Heavy duty uprights feature 14 gauge steel construction with a capacity of 23,300 lbs. (regular and heavy duty capacities based upon 36" maximum shelf spacing). Uprights utilize a bolt together design for easy component replacement. Beams can be adjusted every 2". Uprights can be shipped assembled for an additional charge per upright. Color: Light green.

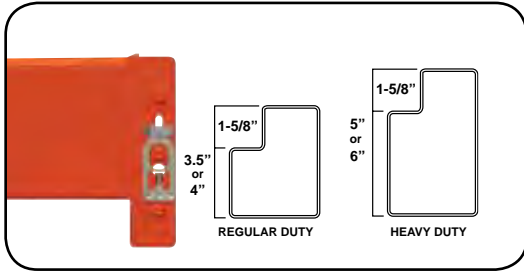
**Regular Duty Upright**



**Heavy Duty Upright**




H x D	Unassembled		Assembled	
	Model Number	Price Each	Model Number	Price Each
<b>Regular Duty Uprights</b>				
8' x 3.0'	IU36096	85.04	IU36096A	93.54
10' x 3.0'	IU36120	100.58	IU36120A	110.63
12' x 3.0'	IU36144	124.23	IU36144A	136.65
8' x 3.5'	IU42096	89.63	IU42096A	98.60
10' x 3.5'	IU42120	105.05	IU42120A	115.55
12' x 3.5'	IU42144	130.49	IU42144A	143.55
8' x 4.0'	IU48096	94.33	IU48096A	103.77
10' x 4.0'	IU48120	109.57	IU48120A	120.52
12' x 4.0'	IU48144	136.88	IU48144A	150.56
<b>Heavy Duty Uprights</b>				
10' x 3.0'	IUH36120	155.24	IUH36120A	170.77
12' x 3.0'	IUH36144	180.89	IUH36144A	198.99
16' x 3.0'	IUH36192	232.49	IUH36192A	255.73
18' x 3.0'	IUH36216	257.13	IUH36216A	282.85
20' x 3.0'	IUH36240	284.10	IUH36240A	312.51
10' x 3.5'	IUH42120	158.09	IUH42120A	173.89
12' x 3.5'	IUH42144	184.09	IUH42144A	202.50
16' x 3.5'	IUH42192	233.86	IUH42192A	257.25
18' x 3.5'	IUH42216	262.33	IUH42216A	288.56
20' x 3.5'	IUH42240	285.14	IUH42240A	313.66
10' x 4.0'	IUH48120	161.35	IUH48120A	177.49
12' x 4.0'	IUH48144	187.70	IUH48144A	206.47
16' x 4.0'	IUH48192	242.08	IUH48192A	266.29
18' x 4.0'	IUH48216	267.53	IUH48216A	294.28
20' x 4.0'	IUH48240	295.27	IUH48240A	324.80



**Step Load Beams**

Deluxe form beams feature an improved safety clip which can be easily replaced and prevents the beam from detaching from the upright. Beams are interchangeable with most major pallet rack manufacturers. Beam length is measured by clear span between uprights. Beam capacities are based on an evenly distributed load. Sold per beam. Two beams are required to create a shelf. Color:

H x L	Cap. Per Pair	Model Number	Price Each
<b>Regular Duty</b>			
3.5" x 8'	3,420	<b>215-IB35096</b>	50.51
4.0" x 8'	4,400	<b>215-IB40096</b>	54.79
4.0" x 9'	3,680	<b>215-IB40108</b>	60.97
4.0" x 10'	3,020	<b>215-IB40120</b>	67.20
<b>Heavy Duty</b>			
5.0" x 8'	6,100	<b>215-IB50096</b>	62.75
5.0" x 9'	5,470	<b>215-IB50108</b>	69.94
5.0" x 10'	4,960	<b>215-IB50120</b>	77.11
5.0" x 12'	3,610	<b>215-IB50144</b>	91.46
6.0" x 12'	5,580	<b>215-IB60144</b>	115.61



**Wire Mesh Decking**

Open wire construction reduces dust build-up and allows free light and air circulation, increases sprinkler effectiveness and improves visibility. Constructed of 4 gauge wire and 14 gauge flared channels. Featuring a durable powder coated finish and 2½" x 4½" wire spacing. Each level of decking consists of two or more smaller

D x W	Model Number	Price Each
36" x 46"	<b>215-DF3646</b>	41.97
36" x 58"	<b>215-DF3658</b>	58.62
42" x 46"	<b>215-DF4246</b>	49.52
42" x 58"	<b>215-DF4258</b>	68.57
48" x 46"	<b>215-DF4846</b>	59.50
48" x 58"	<b>215-DF4858</b>	81.87



**Bay Dividers**

Organize material vertically with these easy to install bay dividers. Designed to fit over our 3.5", 4" and 5" beams. No hardware required. Pre-punched holes are available for permanent mounting.


Model Number	Price Each
<b>215-ID01</b>	92.07



**Safety Supports**

Use Safety Supports as front to back members to support pallets or wood decking. Steel supports are recommended for medium and heavy duty applications.


Upright Depth	Model Number	Price Each
3.0'	<b>215-USS36</b>	12.57
3.5'	<b>215-USS42</b>	14.55
4.0'	<b>215-USS48</b>	15.92



**Row Spacers**

Used to connect rows of pallet rack (back to back). Spacers increase stability and maintain consistent spacing between rows.

Spacer Length	Model Number	Price Each
6"	<b>215-IR06</b>	6.42
12"	<b>215-IR12</b>	9.69
18"	<b>215-IR18</b>	12.98



**Post Frame Guards**

Avoid damage to valuable rack columns. These solid steel guards withstand impacts with heavy duty construction. Features high visibility yellow powder coated finish.

Model Number	Price Each
<b>215-ICP24</b>	35.67



**Label Holders**

Extra large for pallet rack applications. Self-adhesive or magnetic label holder allows for simple label relocation. Side loading. Includes Inkjet/Laser compatible white inserts with instructions. Bar code compatible.

H x W	Qty.	Adhesive		Magnetic	
		Model Number	Price Each	Model Number	Price Each
3" x 5"	50	<b>215-L335</b>	66.94	<b>215-L335M</b>	92.25
4" x 6"	50	<b>215-L346</b>	78.75	<b>215-L346M</b>	115.31

## How to Order

### Uprights

#### 1. Upright Capacity

Calculate upright capacity by adding total weight of goods being stored. Do not include goods being placed on floor.

#### 2. Upright Height

Step #1 - Calculate load height by adding height of palletized goods plus 6" for clearance between palletized goods and the beam supporting the next level.

Step #2 - Add height of beam (either 3.5", 4", 5" or 6")

Step #3 - Multiply the sum of Step #1 and Step #2 by the number of load levels.

**Note:** Top load height need not be counted in determining upright height.

#### 3. Upright Depth

Deduct 6" from pallet depth to allow 3" pallet overhang front and rear. For example: a 48" deep pallet would require a 42" deep upright.

### Load Beams

#### 1. Beam Length

Multiply pallet width by the number of pallets being stored on each level plus 12" for clearance. For example: two 48" wide pallets would require 108" long beams.

#### 2. Beam Capacity

Determine capacity by multiplying the number of pallets per pair of load beams by the weight of each pallet.

Upright D x W	Beam Height	Cap. Per Pair	Starter Units		Add-On Units	
			Model Number	Price Each	Model Number	Price Each
<b>Regular Duty - 8' High</b>						
36" x 96"	3.5"	3,420	IA36096-35096	389.11	IB36096-35096	295.56
36" x 96"	4"	4,400	IA36096-40096	406.25	IB36096-40096	312.70
36" x 96"	5"	6,100	IA36096-50096	438.08	IB36096-50096	344.54
36" x 108"	4"	3,680	IA36096-40108	430.98	IB36096-40108	337.44
36" x 108"	5"	5,470	IA36096-50108	466.85	IB36096-50108	373.31
36" x 120"	4"	3,020	IA36096-40120	455.89	IB36096-40120	362.34
36" x 120"	5"	4,960	IA36096-50120	495.54	IB36096-50120	401.99
36" x 144"	5"	3,610	IA36096-50144	552.91	IB36096-50144	459.36
36" x 144"	6"	5,580	IA36096-60144	649.51	IB36096-60144	555.96
42" x 96"	3.5"	3,420	IA42096-35096	399.21	IB42096-35096	300.62
42" x 96"	4"	4,400	IA42096-40096	416.35	IB42096-40096	317.75
42" x 96"	5"	6,100	IA42096-50096	448.18	IB42096-50096	349.59
42" x 108"	4"	3,680	IA42096-40108	441.08	IB42096-40108	342.49
42" x 108"	5"	5,470	IA42096-50108	476.95	IB42096-50108	378.36
42" x 120"	4"	3,020	IA42096-40120	465.99	IB42096-40120	367.40
42" x 120"	5"	4,960	IA42096-50120	505.64	IB42096-50120	407.04
42" x 144"	5"	3,610	IA42096-50144	563.01	IB42096-50144	464.42
42" x 144"	6"	5,580	IA42096-60144	659.61	IB42096-60144	561.02
48" x 96"	3.5"	3,420	IA48096-35096	405.36	IB48096-35096	303.69
48" x 96"	4"	4,400	IA48096-40096	426.70	IB48096-40096	322.93
48" x 96"	5"	6,100	IA48096-50096	458.54	IB48096-50096	354.76
48" x 108"	4"	3,680	IA48096-40108	451.44	IB48096-40108	347.67
48" x 108"	5"	5,470	IA48096-50108	487.31	IB48096-50108	383.53
48" x 120"	4"	3,020	IA48096-40120	476.34	IB48096-40120	372.57
48" x 120"	5"	4,960	IA48096-50120	515.99	IB48096-50120	412.22
48" x 144"	5"	3,610	IA48096-50144	573.36	IB48096-50144	469.59
48" x 144"	6"	5,580	IA48096-60144	669.96	IB48096-60144	566.19

Upright D x W	Beam Height	Cap. Per Pair	Starter Units		Add-On Units		Starter Units		Add-On Units	
			Model Number	Price Each	Model Number	Price Each	Model Number	Price Each	Model Number	Price Each
<b>Regular Duty - 10' High</b>										
36" x 96"	3.5"	3,420	IA36120-35096	423.28	IB36120-35096	312.65	IA36144-35096	475.31	IB36144-35096	338.67
36" x 96"	4"	4,400	IA36120-40096	440.41	IB36120-40096	329.78	IA36144-40096	492.45	IB36144-40096	355.80
36" x 96"	5"	6,100	IA36120-50096	472.25	IB36120-50096	361.62	IA36144-50096	524.29	IB36144-50096	387.64
36" x 108"	4"	3,680	IA36120-40108	465.15	IB36120-40108	354.52	IA36144-40108	517.19	IB36144-40108	380.54
36" x 108"	5"	5,470	IA36120-50108	501.02	IB36120-50108	390.39	IA36144-50108	553.06	IB36144-50108	416.41
36" x 120"	4"	3,020	IA36120-40120	490.06	IB36120-40120	379.43	IA36144-40120	542.09	IB36144-40120	405.45
36" x 120"	5"	4,960	IA36120-50120	529.70	IB36120-50120	419.08	IA36144-50120	581.74	IB36144-50120	445.10
36" x 144"	5"	3,610	IA36120-50144	587.08	IB36120-50144	476.45	IA36144-50144	639.11	IB36144-50144	502.47
36" x 144"	6"	5,580	IA36120-60144	683.68	IB36120-60144	573.05	IA36144-60144	735.71	IB36144-60144	599.07
42" x 96"	3.5"	3,420	IA42120-35096	433.13	IB42120-35096	317.57	IA42144-35096	489.11	IB42144-35096	345.57
42" x 96"	4"	4,400	IA42120-40096	450.26	IB42120-40096	334.71	IA42144-40096	506.25	IB42144-40096	362.70
42" x 96"	5"	6,100	IA42120-50096	482.10	IB42120-50096	366.54	IA42144-50096	538.08	IB42144-50096	394.54
42" x 108"	4"	3,680	IA42120-40108	475.00	IB42120-40108	359.45	IA42144-40108	530.99	IB42144-40108	387.44
42" x 108"	5"	5,470	IA42120-50108	510.87	IB42120-50108	395.31	IA42144-50108	566.85	IB42144-50108	423.31
42" x 120"	4"	3,020	IA42120-40120	499.91	IB42120-40120	384.35	IA42144-40120	555.89	IB42144-40120	412.35
42" x 120"	5"	4,960	IA42120-50120	539.55	IB42120-50120	424.00	IA42144-50120	595.54	IB42144-50120	451.99
42" x 144"	5"	3,610	IA42120-50144	596.93	IB42120-50144	481.37	IA42144-50144	652.91	IB42144-50144	509.37
42" x 144"	6"	5,580	IA42120-60144	693.53	IB42120-60144	577.97	IA42144-60144	749.51	IB42144-60144	605.97
48" x 96"	3.5"	3,420	IA48120-35096	443.06	IB48120-35096	322.54	IA48144-35096	503.14	IB48144-35096	352.58
48" x 96"	4"	4,400	IA48120-40096	460.19	IB48120-40096	339.68	IA48144-40096	520.28	IB48144-40096	369.72
48" x 96"	5"	6,100	IA48120-50096	492.03	IB48120-50096	371.51	IA48144-50096	552.11	IB48144-50096	401.55
48" x 108"	4"	3,680	IA48120-40108	484.93	IB48120-40108	364.41	IA48144-40108	545.01	IB48144-40108	394.45
48" x 108"	5"	5,470	IA48120-50108	520.80	IB48120-50108	400.28	IA48144-50108	580.88	IB48144-50108	430.32
48" x 120"	4"	3,020	IA48120-40120	509.84	IB48120-40120	389.32	IA48144-40120	569.92	IB48144-40120	419.36
48" x 120"	5"	4,960	IA48120-50120	549.49	IB48120-50120	428.97	IA48144-50120	609.57	IB48144-50120	459.01
48" x 144"	5"	3,610	IA48120-50144	606.86	IB48120-50144	486.34	IA48144-50144	666.94	IB48144-50144	516.38
48" x 144"	6"	5,580	IA48120-60144	703.46	IB48120-60144	582.94	IA48144-60144	763.54	IB48144-60144	612.98

**Uprights come pre-assembled, upright assembly included in price listed below**

**Pallet Rack Units - Heavy Duty**

Upright D x W	Beam Height	Cap. Per Pair	Starter Units		Add-On Units		Starter Units		Add-On Units		
			Model Number	Price Each	Model Number	Price Each	Model Number	Price Each	Model Number	Price Each	
<b>Heavy Duty - 10' High</b>						<b>Heavy Duty - 12' High</b>					
36" x 96"	3.5"	3,420	IK36120-35096	543.56	IM36120-35096	372.79	IK36144-35096	599.99	IM36144-35096	401.01	
36" x 96"	4"	4,400	IK36120-40096	560.70	IM36120-40096	389.93	IK36144-40096	617.13	IM36144-40096	418.14	
36" x 96"	5"	6,100	IK36120-50096	592.54	IM36120-50096	421.76	IK36144-50096	648.96	IM36144-50096	449.98	
36" x 108"	4"	3,680	IK36120-40108	585.44	IM36120-40108	414.67	IK36144-40108	641.87	IM36144-40108	442.88	
36" x 108"	5"	5,470	IK36120-50108	621.31	IM36120-50108	450.53	IK36144-50108	677.73	IM36144-50108	478.75	
36" x 120"	4"	3,020	IK36120-40120	610.34	IM36120-40120	439.57	IK36144-40120	666.77	IM36144-40120	467.79	
36" x 120"	5"	4,960	IK36120-50120	649.99	IM36120-50120	479.22	IK36144-50120	706.42	IM36144-50120	507.43	
36" x 144"	5"	3,610	IK36120-50144	707.36	IM36120-50144	536.59	IK36144-50144	763.79	IM36144-50144	564.81	
36" x 144"	6"	5,580	IK36120-60144	803.96	IM36120-60144	633.19	IK36144-60144	860.39	IM36144-60144	661.41	
42" x 96"	3.5"	3,420	IK42120-35096	549.80	IM42120-35096	375.91	IK42144-35096	607.03	IM42144-35096	404.52	
42" x 96"	4"	4,400	IK42120-40096	566.94	IM42120-40096	393.05	IK42144-40096	624.16	IM42144-40096	421.66	
42" x 96"	5"	6,100	IK42120-50096	598.77	IM42120-50096	424.88	IK42144-50096	656.00	IM42144-50096	453.50	
42" x 108"	4"	3,680	IK42120-40108	591.68	IM42120-40108	417.78	IK42144-40108	648.90	IM42144-40108	446.40	
42" x 108"	5"	5,470	IK42120-50108	627.54	IM42120-50108	453.65	IK42144-50108	684.77	IM42144-50108	482.27	
42" x 120"	4"	3,020	IK42120-40120	616.58	IM42120-40120	442.69	IK42144-40120	673.81	IM42144-40120	471.30	
42" x 120"	5"	4,960	IK42120-50120	656.23	IM42120-50120	482.34	IK42144-50120	713.45	IM42144-50120	510.95	
42" x 144"	5"	3,610	IK42120-50144	713.60	IM42120-50144	539.71	IK42144-50144	770.83	IM42144-50144	568.32	
42" x 144"	6"	5,580	IK42120-60144	810.20	IM42120-60144	636.31	IK42144-60144	867.43	IM42144-60144	664.92	
48" x 96"	3.5"	3,420	IK48120-35096	557.00	IM48120-35096	379.51	IK48144-35096	614.96	IM48144-35096	408.49	
48" x 96"	4"	4,400	IK48120-40096	574.14	IM48120-40096	396.65	IK48144-40096	632.10	IM48144-40096	425.63	
48" x 96"	5"	6,100	IK48120-50096	605.98	IM48120-50096	428.48	IK48144-50096	663.94	IM48144-50096	457.46	
48" x 108"	4"	3,680	IK48120-40108	598.88	IM48120-40108	421.39	IK48144-40108	656.84	IM48144-40108	450.37	
48" x 108"	5"	5,470	IK48120-50108	634.75	IM48120-50108	457.25	IK48144-50108	692.71	IM48144-50108	486.23	
48" x 120"	4"	3,020	IK48120-40120	623.78	IM48120-40120	446.29	IK48144-40120	681.74	IM48144-40120	475.27	
48" x 120"	5"	4,960	IK48120-50120	663.43	IM48120-50120	485.94	IK48144-50120	721.39	IM48144-50120	514.92	
48" x 144"	5"	3,610	IK48120-50144	720.80	IM48120-50144	543.31	IK48144-50144	778.76	IM48144-50144	572.29	
48" x 144"	6"	5,580	IK48120-60144	817.40	IM48120-60144	639.91	IK48144-60144	875.36	IM48144-60144	668.89	

Upright D x W	Beam Height	Cap. Per Pair	Starter Units		Add-On Units		Starter Units		Add-On Units		
			Model Number	Price Each	Model Number	Price Each	Model Number	Price Each	Model Number	Price Each	
<b>Heavy Duty - 16' High</b>						<b>Heavy Duty - 20' High</b>					
36" x 96"	3.5"	3,420	IK36192-35096	713.48	IM36192-35096	457.75	IK36240-35096	827.04	IM36240-35096	514.53	
36" x 96"	4"	4,400	IK36192-40096	730.61	IM36192-40096	474.88	IK36240-40096	844.18	IM36240-40096	531.67	
36" x 96"	5"	6,100	IK36192-50096	762.45	IM36192-50096	506.72	IK36240-50096	876.02	IM36240-50096	563.50	
36" x 108"	4"	3,680	IK36192-40108	755.35	IM36192-40108	499.62	IK36240-40108	868.92	IM36240-40108	556.41	
36" x 108"	5"	5,470	IK36192-50108	791.22	IM36192-50108	535.49	IK36240-50108	904.79	IM36240-50108	592.27	
36" x 120"	4"	3,020	IK36192-40120	780.26	IM36192-40120	524.53	IK36240-40120	893.82	IM36240-40120	581.31	
36" x 120"	5"	4,960	IK36192-50120	819.90	IM36192-50120	564.18	IK36240-50120	933.47	IM36240-50120	620.96	
36" x 144"	5"	3,610	IK36192-50144	877.28	IM36192-50144	621.55	IK36240-50144	990.84	IM36240-50144	678.33	
36" x 144"	6"	5,580	IK36192-60144	973.88	IM36192-60144	718.15	IK36240-60144	1,087.44	IM36240-60144	774.93	
42" x 96"	3.5"	3,420	IK42192-35096	716.52	IM42192-35096	459.27	IK42240-35096	829.33	IM42240-35096	515.68	
42" x 96"	4"	4,400	IK42192-40096	733.66	IM42192-40096	476.41	IK42240-40096	846.47	IM42240-40096	532.81	
42" x 96"	5"	6,100	IK42192-50096	765.49	IM42192-50096	508.24	IK42240-50096	878.30	IM42240-50096	564.65	
42" x 108"	4"	3,680	IK42192-40108	758.39	IM42192-40108	501.14	IK42240-40108	871.21	IM42240-40108	557.55	
42" x 108"	5"	5,470	IK42192-50108	794.26	IM42192-50108	537.01	IK42240-50108	907.07	IM42240-50108	593.42	
42" x 120"	4"	3,020	IK42192-40120	783.30	IM42192-40120	526.05	IK42240-40120	896.11	IM42240-40120	582.46	
42" x 120"	5"	4,960	IK42192-50120	822.95	IM42192-50120	565.70	IK42240-50120	935.76	IM42240-50120	622.10	
42" x 144"	5"	3,610	IK42192-50144	880.32	IM42192-50144	623.07	IK42240-50144	993.13	IM42240-50144	679.48	
42" x 144"	6"	5,580	IK42192-60144	976.92	IM42192-60144	719.67	IK42240-60144	1,089.73	IM42240-60144	776.08	
48" x 96"	3.5"	3,420	IK48192-35096	734.60	IM48192-35096	468.31	IK48240-35096	851.61	IM48240-35096	526.82	
48" x 96"	4"	4,400	IK48192-40096	751.74	IM48192-40096	485.45	IK48240-40096	868.75	IM48240-40096	543.95	
48" x 96"	5"	6,100	IK48192-50096	783.57	IM48192-50096	517.28	IK48240-50096	900.59	IM48240-50096	575.79	
48" x 108"	4"	3,680	IK48192-40108	776.48	IM48192-40108	510.18	IK48240-40108	893.49	IM48240-40108	568.72	
48" x 108"	5"	5,470	IK48192-50108	812.34	IM48192-50108	546.05	IK48240-50108	929.36	IM48240-50108	604.56	
48" x 120"	4"	3,020	IK48192-40120	801.38	IM48192-40120	535.09	IK48240-40120	918.39	IM48240-40120	593.60	
48" x 120"	5"	4,960	IK48192-50120	841.03	IM48192-50120	574.74	IK48240-50120	958.04	IM48240-50120	633.24	
48" x 144"	5"	3,610	IK48192-50144	898.40	IM48192-50144	632.11	IK48240-50144	1,015.41	IM48240-50144	690.62	
48" x 144"	6"	5,580	IK48192-60144	995.00	IM48192-60144	728.71	IK48240-60144	1,112.01	IM48240-60144	787.22	