
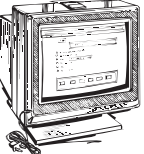





Specifier Sheet



This sheet was created to assist you in designing the technical furniture unit that is best suited for your individual application. Simply fill out the following questionnaire and submit it to American Filing Solutions. The information you provide will enable us to create a "TFS" unit specifically for you. The unit will be shown in a GIZA layout showing a 3-D image.

- Step 1) Draw the dimensions of the room where the "TFS" will be used, on the graph paper supplied on the back of this form. The graph paper is set up on 1/4" = 1' grid, the grid can be used 1/8" = 1'.
- Step 2) Note the size of your computers, terminals, keyboards and accessories, in the spaces provided below.
- Step 3) Fax the specifier sheet to American Filing Solutions at 888-891-9970.

HARDWARE	ITEM	QTY.	W	H	D	COMMENTS
	COMPUTER (CPU)	1 - TOWER	_____	_____	_____	_____
		2 - TOWER	_____	_____	_____	_____
		3 - DESKTOP	_____	_____	_____	_____
		4 - DESKTOP	_____	_____	_____	_____
		5 -	_____	_____	_____	_____
		6 -	_____	_____	_____	_____
	MONITORS	1 - MONITOR	_____	_____	_____	_____
		2 - MONITOR	_____	_____	_____	_____
		3 - MONITOR	_____	_____	_____	_____
		4 -	_____	_____	_____	_____
		5 -	_____	_____	_____	_____
	KEYBOARDS	1 - KEYBOARD	_____	_____	_____	_____
		2 - KEYBOARD	_____	_____	_____	_____
		3 - KEYBOARD	_____	_____	_____	_____
		4 -	_____	_____	_____	_____
	PERIPHERALS	1 - UPS	_____	_____	_____	_____
		2 - UPS	_____	_____	_____	_____
		3 - EXT. CD-ROM	_____	_____	_____	_____
		4 - EXT. DRIVE	_____	_____	_____	_____
		5 - EXT. DRIVE	_____	_____	_____	_____
		6 - TAPE BACK-UP	_____	_____	_____	_____
		7 - EXT. MODEM	_____	_____	_____	_____
		8 - EXT. MODEM	_____	_____	_____	_____
		9 - PHONE	_____	_____	_____	_____
		10 - FAX MACHINE	_____	_____	_____	_____
		11 -	_____	_____	_____	_____
		12 -	_____	_____	_____	_____
		13 -	_____	_____	_____	_____
	PRINTERS	1 - LASER	_____	_____	_____	_____
		2 - LASER	_____	_____	_____	_____
		3 - DOT MATRIX	_____	_____	_____	_____
		4 - DOT MATRIX	_____	_____	_____	_____
		5 -	_____	_____	_____	_____
	RACK MOUNTS	1 -	_____	_____	_____	_____
		2 -	_____	_____	_____	_____
		3 -	_____	_____	_____	_____
		4 -	_____	_____	_____	_____

Specifier Sheet, Continued

There are some additional questions that need to be answered before an accurate layout can be made. Please complete the following:

What is your ceiling height? _____

Are units to be placed against a wall? _____

Will units be single sided or double sided? _____

Is a work surface required? _____

Are power strips/bars required? _____


Will someone be sitting at the unit? _____

Are any storage areas required (pedestals, flipper door cabinets)? _____

Does the system need casters? _____

Is a corner unit required? _____

Are there any special conditions or requirements that we should know about prior to designing the system?



Company Name _____

Represented By:

Room# _____ Area _____

Contact _____ Date ___/___/___