


# HALE BOOKCASES & ACCESSORIES



## Table of Contents

48 Series.....	2
200 Series.....	2-3
300 Sectionals.....	3-5
400 Series.....	5
500 Series.....	6
754 Library Case.....	6
800 Sectionals.....	6-7
900 Sectionals.....	7-8
1100 Series/Quick Ship.....	8-9
Bookcase Accessories.....	9
Bookcase Customizations.....	10
Door Options.....	10
Freight Ordering & Terms.....	11
Warranty Info .....	11
Freight Zones & Custom Design.....	12

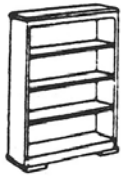


**HALE**

SOLID. SINCE 1907.

## 48 Traditional Series

\*Catalog Page 14-15



### Open Bookcase

\*Additional shelves FOB factory \$69 ea.

Item	Description	Lbs	FOB Fact.	Zone 1	Zone 2	Zone 3	Zone 4
#3036	30"H x 36 $\frac{1}{4}$ "W x 10 $\frac{1}{4}$ "D, 1 Adj. Shelf	50#	602	699	711	753	789
#3636	36"H x 36 $\frac{1}{4}$ "W x 10 $\frac{1}{4}$ "D, 2 Adj. Shelves	55#	699	811	825	874	916
#4836	48"H x 36 $\frac{1}{4}$ "W x 10 $\frac{1}{4}$ "D, 3 Adj. Shelves	70#	838	973	989	1048	1098
#6036	60"H x 36 $\frac{1}{4}$ "W x 10 $\frac{1}{4}$ "D, 4 Adj. Shelves	85#	1006	1167	1188	1258	1318
#7236	72"H x 36 $\frac{1}{4}$ "W x 10 $\frac{1}{4}$ "D, 5 Adj. Shelves	100#	1136	1318	1341	1420	1489
#8436	84"H x 36 $\frac{1}{4}$ "W x 10 $\frac{1}{4}$ "D, 6 Adj. Shelves	115#	1333	1547	1573	1667	1747

## 200 Signature Series

\*Catalog Pages 4-7 & Supplement

\*See catalog page 5 to specify top edge profile on this series

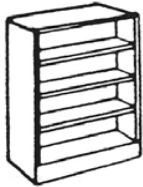


### Open Bookcase— Standard Depth

SEE PAGE 10 FOR CUSTOMIZATIONS

\*Additional shelves FOB factory \$92 ea.

Item	Description	Lbs	FOB Fact.	Zone 1	Zone 2	Zone 3	Zone 4
#230	30"H x 36"W x 11 $\frac{1}{2}$ "D, 1 Adj. Shelf	75#	730	847	862	813	957
#236	36"H x 36"W x 11 $\frac{1}{2}$ "D, 2 Adj. Shelves	95#	842	977	994	1053	1104
#248	48"H x 36"W x 11 $\frac{1}{2}$ "D, 3 Adj. Shelves	110#	1040	1207	1228	1300	1363
#260	60"H x 36"W x 11 $\frac{1}{2}$ "D, 4 Adj. Shelves	145#	1285	1491	1517	1607	1684
#272	72"H x 36"W x 11 $\frac{1}{2}$ "D, 5 Adj. Shelves	155#	1462	1696	1726	1828	1916
#284	84"H x 36"W x 11 $\frac{1}{2}$ "D, 6 Adj. Shelves	195#	1638	1901	1933	2048	2146
#296	96"H x 36"W x 11 $\frac{1}{2}$ "D, 7 Adj. Shelves	215#	1959	2273	2312	2449	2567



### Deep Storage

\*Additional shelves FOB factory \$181 ea.

#230-24	30"H x 36"W x 23 $\frac{3}{4}$ "D, 1 Adj. Shelf	97#	1162	1348	1372	1453	1523
#236-24	36"H x 36"W x 23 $\frac{3}{4}$ "D, 2 Adj. Shelves	123#	1365	1584	1611	1707	1789
#248-24	48"H x 36"W x 23 $\frac{3}{4}$ "D, 3 Adj. Shelves	142#	1705	1978	2012	2132	2234
#260-24	60"H x 36"W x 23 $\frac{3}{4}$ "D, 4 Adj. Shelves	187#	2121	2461	2503	2652	2779
#272-24	72"H x 36"W x 23 $\frac{3}{4}$ "D, 5 Adj. Shelves	260#	2397	2781	2829	2997	3141
#284-24	84"H x 36"W x 23 $\frac{3}{4}$ "D, 6 Adj. Shelves	302#	2722	3158	3212	3403	3566
#296-24	96"H x 36"W x 23 $\frac{3}{4}$ "D, 7 Adj. Shelves	320#	3142	3645	3708	3928	4117



### Outside Quarter Round

\*Additional shelves FOB factory \$59 ea.

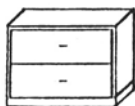
#230-QR	30"H x 11 $\frac{1}{2}$ "W x 11 $\frac{1}{2}$ "D, 1 Adj. Shelf	26#	730	847	862	913	957
#236-QR	36"H x 11 $\frac{1}{2}$ "W x 11 $\frac{1}{2}$ "D, 2 Adj. Shelves	34#	842	977	994	1053	1104
#248-QR	48"H x 11 $\frac{1}{2}$ "W x 11 $\frac{1}{2}$ "D, 3 Adj. Shelves	39#	1040	1207	1228	1300	1363
#260-QR	60"H x 11 $\frac{1}{2}$ "W x 11 $\frac{1}{2}$ "D, 4 Adj. Shelves	51#	1285	1491	1517	1607	1684
#272-QR	72"H x 11 $\frac{1}{2}$ "W x 11 $\frac{1}{2}$ "D, 5 Adj. Shelves	55#	1462	1696	1726	1828	1916
#284-QR	84"H x 11 $\frac{1}{2}$ "W x 11 $\frac{1}{2}$ "D, 6 Adj. Shelves	69#	1638	1901	1933	2048	2146
#296-QR	96"H x 11 $\frac{1}{2}$ "W x 11 $\frac{1}{2}$ "D, 7 Adj. Shelves	85#	1959	2273	2312	2449	2567



### Inside Corner

\*Additional shelves FOB factory \$185 ea.

#230-L	30"H x 24" x 24"W x 11 $\frac{1}{2}$ "D, 1 Adj. Shelf	84#	1582	1836	1867	1978	2073
#236-L	36"H x 24" x 24"W x 11 $\frac{1}{2}$ "D, 2 Adj. Shelves	106#	1916	2223	2261	2395	2510
#248-L	48"H x 24" x 24"W x 11 $\frac{1}{2}$ "D, 3 Adj. Shelves	123#	2315	2686	2732	2894	3033
#260-L	60"H x 24" x 24"W x 11 $\frac{1}{2}$ "D, 4 Adj. Shelves	162#	2871	3331	3388	2589	3762
#272-L	72"H x 24" x 24"W x 11 $\frac{1}{2}$ "D, 5 Adj. Shelves	174#	3310	3840	3906	4138	4337
#284-L	84"H x 24" x 24"W x 11 $\frac{1}{2}$ "D, 6 Adj. Shelves	218#	3670	4258	4331	4588	4808



### Two Drawer Lateral File

#230-18 30"H x 36"W x 18 $\frac{3}{4}$ "D Overall dimensions  
Two drawer lateral file with built in file folders— legal and letter  
Optional Locks \$55 List Ea.

60# 1937 2247 2286 2422 2538



### Showcase

\*Additional shelves FOB factory \$80 ea.  
\*See catalog pg. 9 for door pull selection

#242-17	42"H x 36"W x 16 $\frac{3}{4}$ "D. Two adjustable glass shelves and glass top inlay. Hinged glass door with locks included.	165#	2969	3445	3504	3712	3890
#278-17	Showcase 78 $\frac{1}{2}$ "H x 36"W x 16 $\frac{3}{4}$ "D. 4 adjustable & 1 fixed 3/8" thick glass shelves standard. Hinged glass doors top and bottom with locks included. Showcases available in birch only.	320#	4945	5731	5836	6182	6478

## 200 Signature Series

\*Catalog Pgs 4-7 & Supplement

\*See catalog pg. 3 to specify top edge profile



### Exhibit Case

Item	Description	Lbs	FOB Fact.	Zone 1	Zone 2	Zone 3	Zone 4
#T4836EX	36"H x 49-1/2"W x 30-1/2"D Exhibit Case with 1/4" thick top and side glass panels. Wood Bottom. Side hinged glass door. Locks Standard. 43"W x 20"D x 13"D inside clearance. <b>Birch Only</b>	185#	2909	3375	3433	3637	3811

\*Catalog Pgs 16-17 & Supplement

## 300 Sectional Series



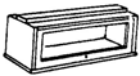
### Standard Depth Receding Door Book Section

Item	Description	Lbs	FOB Fact.	Zone 1	Zone 2	Zone 3	Zone 4
#349	49"H x 34 1/4"W x 11 1/4". Complete case with two #312 sections and one #314 section. Top and Leg Base. <i>Locks are available- \$60 List Ea.</i>	79#	1481	1718	1748	1852	1941



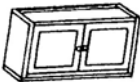
### Standard Depth Square Top

#34	3"H x 34 1/4"W x 11 1/4"D	8#	176	205	208	220	231
-----	---------------------------	----	-----	-----	-----	-----	-----



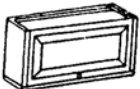
### Standard Depth Receding Door Book Sections

#312	Outside Dimensions 12 1/4"H x 34 1/4"W x 11 1/4"D Inside Dimensions 9 3/4"H x 32"W x 9 1/2"D	20#	388	205	208	220	231
#314	Outside Dimensions 14 1/4"H x 34 1/4"W x 11 1/4"D Inside Dimensions 11 3/4"H x 32"W x 9 1/2"D <i>Locks are available- \$60 List Ea.</i>	23#	398	462	470	498	522



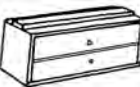
### Standard Depth, Cabinet Double Door Book Sections

#312-DD	Outside Dimensions 12 1/4"H x 34 1/4"W x 11 1/4"D	26#	447	519	528	559	586
#314-DD	Outside Dimensions 14 1/4"H x 34 1/4"W x 11 1/4"D Inside Dimensions 11 3/4"H x 32"W x 9 1/2"D <i>-Glass available upon request-</i>	30#	455	528	537	569	597



### Standard Depth, Raised Panel Door Book Sections

#312-RP	Outside Dimensions 12 1/4"H x 34 1/4"W x 11 1/4"D Inside Dimensions 9 3/4"H x 32"W x 9 1/2"D	26#	501	582	592	627	657
#314-RP	Outside Dimensions 14 1/4"H x 34 1/4"W x 11 1/4"D Inside Dimensions 11 3/4"H x 32"W x 9 1/2"D <i>-Glass available upon request-</i>	30#	492	571	582	615	645



### Standard Two Pullout Storage Drawers

#314-SD	Outside Dimensions 14 1/4"H x 34 1/4"W x 11 1/4"D Inside Dimensions 4 1/2"H x 30"W x 8"D	38#	690	801	815	863	904
---------	---	-----	-----	-----	-----	-----	-----



### Standard Depth, Square Leg Base

#39	7 1/4"H x 34 1/4"W x 11 1/4"D	8#	131	152	155	164	172
-----	-------------------------------	----	-----	-----	-----	-----	-----



### Standard Depth, Closed Box Base

#345	5"H x 34 1/4"W x 11 1/4"D	8#	131	152	155	164	172
------	---------------------------	----	-----	-----	-----	-----	-----



### Standard Depth, Pull Out Posting Shelf

#32	2"H x 34 1/4"W x 11 1/4"D Pulled out useable surface area 9 1/2"D x 32"W	14#	279	324	330	349	366
-----	---	-----	-----	-----	-----	-----	-----

# 300 Sectional Series

\*Catalog Pgs 16-17 & Supplement

	Item	Description	Lbs	FOB Fact.	Zone 1	Zone 2	Zone 3	Zone 4
	#31529	56¾"H x 34¼"W x 15¾"D. Complete case with three 31115 sections, Top and Square Leg Base. <i>Locks Are Available - \$60 List Ea.</i>	98#	2113	2452	2494	2642	2769
	#3415	3"H x 34¼"W x 15¾"D	10#	226	263	267	283	297
	#31515	Outside Dimensions 15½"H x 34¼"W x 15¾"D Inside Dimensions 13"H x 32"W x 14"D	26#	574	666	678	718	752
	#31515-RP	Outside Dimensions 15½"H x 34¼"W x 15¾"D Inside Dimensions 13"H x 32"W x 14"D	26#	628	729	742	785	823
	#31515-RP	Outside Dimensions 15½"H x 34¼"W x 15¾"D Inside Dimensions 13"H x 32"W x 12"D	26#	593	688	700	742	777
	#3915	7¼"H x 34½"W x 15¾"D	10#	165	192	195	207	217
	#34515	5"H x 34¼"W x 15¾"D	10#	165	192	195	207	217
	#3215	2"H x 34¼"W x 15¾"D Pulled out useable surface area: 32"W x 11¾"D	23#	335	389	396	419	439
	#3009L	53"H x 34¼"W x 19 7/8"D Quantity (3) 314-20 with Crown and Leg Base <i>Locks Optional \$60.00 List Ea.</i>	213#	2581	2994	3046	3227	3382
	#34-20	3"H x 34¼"W x 19 7/8"D	15#	226	263	267	283	297
	#314-20	Outside Dimensions 14¼" H x 34¼"W x 19 7/8"D Inside Dimensions 10½"H x 30" W x 16½"D <i>Locks Optional \$60.00 List Ea.</i>	61#	729	846	861	912	955
	#39-20	7¼"H x 34¼"W x 19 7/8"D	15#	168	195	199	210	221
	#345-20	5"H x 34¼"W x 19 7/8"	15#	168	195	199	210	221


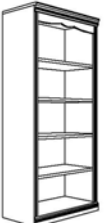
## 300 Sectional Series

\*Catalog Pgs 16-17 & Supplement

Item	Description	Lbs	FOB Fact.	Zone 1	Zone 2	Zone 3	Zone 4
	<b>Lateral File to Standard Section Reducer Crown</b>						
#34-20R	3"H x 34 1/4" W x 19-7/8" D. Crown allows standard depth book section to stack on lateral files.	15#	226	263	267	283	297
	<b>Lateral File to Deep Section Reducer Crown</b>						
#34-20RDS	3"H x 34 1/4" W x 19-7/8" D. Crown allows deep book section to stack on lateral files.	15#	226	263	267	283	297
	<b>Vertical File Sectional Stack</b>						
#3009V	53"H x 17 1/4"W x 19 7/8"D Complete with three 314-20V sections, Top and Leg Base. <i>Locks Optional \$60.00 List Ea.</i>	213#	1946	2258	2297	2433	2550
	<b>Vertical File Crown</b>						
#34-20V	3"H x 17 1/4"W x 19 7/8"D	15#	193	224	228	242	253
	<b>Vertical File Section</b>						
#314-20V	Outside Dimensions 14 1/4" H x 17 1/4"W x 19 7/8"D Inside Dimensions 10"H x 15" W x 16 1/2"D <i>Locks Optional \$60.00 List Ea.</i>	61#	546	634	645	683	716
	<b>Vertical File Leg Base</b>						
#39-20V	7 1/4"H x 17 1/4"W x 19 7/8"D	15#	115	134	136	144	151
	<b>Vertical File Closed Box Base</b>						
#345-20V	5"H x 17 1/4"W x 19 7/8"D	15#	115	134	136	144	151

\*Catalog Pg 10

## 400 Century Series

Item	Description	Lbs	FOB Fact.	Zone 1	Zone 2	Zone 3	Zone 4
	<b>400 Series, Face Frame Bookcase - Standard Depth</b>						
#430	30"H x 35 3/4"W x 12 3/4"D. 1 Adjustable Shelf	55#	837	971	988	1047	1097
#436	36"H x 35 3/4"W x 12 3/4"D. 2 Adjustable Shelves	65#	954	1107	1126	1193	1250
#448	48"H x 35 3/4"W x 12 3/4"D. 3 Adjustable Shelves	85#	1162	1348	1372	1453	1523
#460	60"H x 35 3/4"W x 12 3/4"D. 4 Adjustable Shelves	105#	1400	1624	1652	1750	1834
#472	72"H x 35 3/4"W x 12 3/4"D. 5 Adjustable Shelves	120#	1590	1845	1877	1988	2083
#484	84"H x 35 3/4"W x 12 3/4"D. 6 Adjustable Shelves	135#	1758	2040	2075	2198	2303
	<b>400 Series, Face Frame Bookcase - Deep Storage</b>						
#430-18	30"H x 35 3/4"W x 17 3/4"D. 1 Adjustable Shelf	70#	1066	1237	1258	1333	1397
#436-18	36"H x 35 3/4"W x 17 3/4"D. 2 Adjustable Shelves	85#	1237	1435	1460	1547	1621
#448-18	48"H x 35 3/4"W x 17 3/4"D. 3 Adjustable Shelves	110#	1521	1765	1795	1902	1993
#460-18	60"H x 35 3/4"W x 17 3/4"D. 4 Adjustable Shelves	135#	1870	2170	2207	2338	2450
#472-18	72"H x 35 3/4"W x 17 3/4"D. 5 Adjustable Shelves	160#	2139	2482	2525	2674	2803
#484-18	84"H x 35 3/4"W x 17 3/4"D. 6 Adjustable Shelves	175#	2357	2735	2782	2947	3088

\*Additional shelves FOB factory \$92 ea.

\*Additional shelves FOB factory \$181 ea.

# 500 LTD Series

SEE PAGE 10 FOR CUSTOMIZATIONS

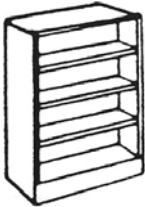
\*Catalog Page 11



### Open Bookcase— Standard Depth

\*Additional shelves FOB factory \$92 ea.

Item	Description	Lbs	FOB Fact.	Zone 1	Zone 2	Zone 3	Zone 4
#530	30"H x 36"W x 11 3/4"D, 1 Adj. Shelf	70#	592	687	699	740	776
#536	36"H x 36"W x 11 3/4"D, 2 Adj. Shelves	90#	699	811	825	874	916
#548	48"H x 36"W x 11 3/4"D, 3 Adj. Shelves	105#	893	1036	1054	1117	1170
#560	60"H x 36"W x 11 3/4"D, 4 Adj. Shelves	140#	1129	1310	1333	1412	1479
#572	72"H x 36"W x 11 3/4"D, 5 Adj. Shelves	150#	1287	1493	1519	1607	1686
#584	84"H x 36"W x 11 3/4"D, 6 Adj. Shelves	190#	1466	1701	1730	1833	1921
#596	96"H x 36"W x 11 3/4"D, 7 Adj. Shelves	215#	1685	1955	1989	2107	2208



### Open Bookcase— Deep Storage

\*Additional shelves FOB factory \$181 ea.

#530-24	30"H x 36"W x 23 3/4"D, 1 Adj. Shelf	90#	936	1086	1105	1170	1227
#536-24	36"H x 36"W x 23 3/4"D, 2 Adj. Shelves	116#	1154	1339	1362	1443	1512
#548-24	48"H x 36"W x 23 3/4"D, 3 Adj. Shelves	135#	1450	1682	1711	1813	1900
#560-24	60"H x 36"W x 23 3/4"D, 4 Adj. Shelves	181#	1859	2157	2194	2324	2436
#572-24	72"H x 36"W x 23 3/4"D, 5 Adj. Shelves	194#	2127	2468	2510	2659	2787
#584-24	84"H x 36"W x 23 3/4"D, 6 Adj. Shelves	245#	2431	2820	2869	3039	3185
#596-24	96"H x 36"W x 23 3/4"D, 7 Adj. Shelves	260#	2857	3315	3372	3572	3743



### Outside Quarter Round

\*Additional shelves FOB factory \$59 ea.

#530-QR	30"H x 11 3/4"W x 11 3/4"D, 1 Adj. Shelf	25#	592	687	699	740	776
#536-QR	36"H x 11 3/4"W x 11 3/4"D, 2 Adjustable Shelves	32#	699	811	825	874	916
#548-QR	48"H x 11 3/4"W x 11 3/4"D, 3 Adjustable Shelves	37#	893	1036	1054	1117	1170
#560-QR	60"H x 11 3/4"W x 11 3/4"D, 4 Adjustable Shelves	50#	1129	1310	1333	1412	1479
#572-QR	72"H x 11 3/4"W x 11 3/4"D, 5 Adjustable Shelves	53#	1287	1493	1519	1609	1686
#584-QR	84"H x 11 3/4"W x 11 3/4"D, 6 Adjustable Shelves	67#	1466	1701	1730	1833	1921
#596-QR	96"H x 11 3/4"W x 11 3/4"D, 7 Adjustable Shelf	78#	1685	1955	1989	1989	2107




### Inside Corner

\*Additional shelves FOB factory \$186 ea.

#530L	30"H x 24"Wx24"W x 11 3/4"D, 1 Adjustable Shelf	78#	1020	1184	1204	1275	1337
#536L	36"H x 24"Wx24"W x 11 3/4"D, 2 Adjustable Shelves	101#	1229	1426	1451	1537	1610
#548L	48"H x 24"Wx24"W x 11 3/4"D, 3 Adjustable Shelves	118#	1488	1727	1756	1860	1950
#560L	60"H x 24"Wx24"W x 11 3/4"D, 4 Adjustable Shelves	157#	1860	2158	2195	2325	2437
#572L	72"H x 24"Wx24"W x 11 3/4"D, 5 Adjustable Shelves	168#	2228	2585	2630	2785	2919
#584L	84"H x 24"Wx24"W x 11 3/4"D, 6 Adjustable Shelves	213#	2490	2889	2939	3113	3262

# 754 Library Case

\*Catalog Page 15



### Traditional Library Case

\*Additional Shelf sets FOB Factory, \$82 set of 2.

Item	Description	Lbs	FOB Fact.	Zone 1	Zone 2	Zone 3	Zone 4
#754	Glass Hinged Doors, 3 Adjustable Shelves, Locks Standard, 53"H x 41"W x 12-5/8"D. Shelf Depth 10 1/2". Available in Birch or Oak only.	145#	1987	2305	2345	2484	2603


# 800 Sectional Series

\*Catalog Page 19



### Standard Receding Door Sectional Stack

Item	Description	Lbs	FOB Fact.	Zone 1	Zone 2	Zone 3	Zone 4
#817	53 1/2"H x 34 1/4"W x 11 1/2"D. Complete case with two 813 Sections, one 811 Section, 851 Top and 847 Square Leg Base. Locks are available- \$60 List Ea.	89#	1600	1856	1888	2000	2096



### Standard Crown

#851	3"H x 34 1/4"W x 11 1/2"D	8#	200	232	236	250	262
------	---------------------------	----	-----	-----	-----	-----	-----






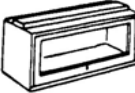
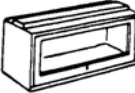





### Standard Receding Door Sections

#811	Outside Dimensions: 13-1/8"H x 34 1/4"W x 11 1/2"D Inside Dimensions: 10 3/4"H x 32"W x 10"D.	23#	419	487	495	524	549
#813	Outside Dimensions: 15-1/8"H x 34 1/4"W x 11 1/2"D Inside Dimensions: 12 3/4"H x 32"W x 10"D. Locks are available- \$60 List Ea.	25#	425	493	502	532	557



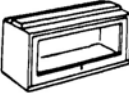
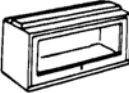
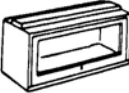
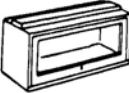


## 800 Sectional Series

\*Catalog Pg 19

<b>Standard Leg Base</b>							
Item	Description	Lbs	FOB Fact.	Zone 1	Zone 2	Zone 3	Zone 4
 #847	7-1/8"H x 34 1/4"W x 11 1/2"D.	8#	131	152	155	164	172
<b>Standard Closed Box Base</b>							
 #845	5"H x 34 1/4"W x 11 1/2"D	8#	131	152	155	164	172
<b>Standard Pull Out Posting Shelf</b>							
 #82	2"H x 34 1/4"W x 11 1/4"D. <i>Pulled Out useable surface area: 32"W x 9 3/4"D.</i>	14#	246	286	291	308	323
<b>Deep Storage Receding Door Sectional Stack</b>							
 #817-12	53 1/2"H x 34 1/4"W x 13 1/2"D. Complete case with two 813-12 and one 811-12 Section, 851-12 Top and 847-12 Leg Base. <i>Locks are available- \$60 List Ea.</i>	99#	1794	2082	2117	2243	2351
<b>Deep Crown</b>							
 #851-12	3"H x 34 1/4"W x 13 1/2"D.	10#	236	274	279	295	310
<b>Deep Receding Door Sections</b>							
 #811-12	Outside Dimensions: 13-1/8"H x 34 1/4"W x 13 1/2"D Inside Dimensions: 10 3/4"H x 32"W x 10"D.	25#	457	531	540	572	599
 #813-12	Outside Dimensions: 15-1/8"H x 34 1/4"W x 13 1/2"D Inside Dimensions: 12 3/4"H x 32"W x 10"D. <i>Locks are available- \$60 List Ea.</i>	27#	468	543	553	585	614
<b>Deep Leg Base</b>							
 #847-12	7-1/8"H x 34 1/4"W x 13 1/2"D	10#	165	192	195	207	217
<b>Deep Closed Box Base</b>							
 #845-12	5"H x 34 1/4"W x 13 1/2"D	10#	165	192	195	207	217
<b>Deep Pull Out Posting Shelf</b>							
 #82-12	2"H x 34 1/4"W x 13 1/2"D. <i>Pulled out useable surface area: 32"W x 9 3/4"D.</i>	23#	261	303	308	327	342

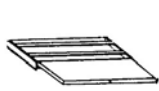
\*Catalog pages 18-19

## 900 Sectional Series

<b>Standard Receding Door Sectional Stack</b>							
Item	Description	Lbs	FOB Fact.	Zone 1	Zone 2	Zone 3	Zone 4
 #917	53 1/2"H x 34 1/4"W x 11 1/2"D. Complete case with two 913 Sections, one 911 Section, 951 Top and 947 Square Leg Base. <i>Locks are available- \$60 List Ea.</i>	89#	1718	1993	2028	2148	2251
<b>Standard Crown</b>							
 #951	3"H x 34 1/4"W x 11 1/2"D	8#	200	232	236	250	262
<b>Standard Receding Door Sections</b>							
 #911	Glass Door Unit, Outside Dims: 13-1/8"H x 34 1/4"W x 11 1/2"D	23#	459	533	542	574	602
 #911W	Wood Door Unit, Outside Dims: 13-1/8"H x 34 1/4"W x 11 1/2"D Inside Dimensions: 10 3/4"H x 32"W x 10"D.	637	739	752	797	835	
 #913	Glass Door Unit, Outside Dims: 15-1/8"H x 34 1/4"W x 11 1/2"D	23#	464	539	548	580	608
 #913W	Wood Door Unit, Outside Dims: 15-1/8"H x 34 1/4"W x 11 1/2"D Inside Dimensions: 12 3/4"H x 32"W x 10"D. <i>Locks are available- \$60 List Ea.</i>	680	789	803	850	891	
<b>Standard Leg Base</b>							
 #947	7-1/8"H x 34 1/4"W x 11 1/2"D.	8#	131	152	155	164	172
<b>Standard Closed Box Base</b>							
 #945	5"H x 34 1/4"W x 11 1/2"D	8#	131	152	155	164	172

# 900 Sectional Series

Catalog Pgs 18-19




## Standard Pull Out Posting Shelf

Item	Description	Lbs	FOB Fact.	Zone 1	Zone 2	Zone 3	Zone 4
#92	2"H x 34 1/4"W x 11 1/4"D. Pulled Out useable surface area: 32"W x 9 3/4"D.	14#	261	303	308	327	342




## Deep Storage Receding Door Sectional Stack

#917-12	53 1/2"H x 34 1/4"W x 13 1/2"D. Complete case with two 913-12 and one 911-12 Section, 951-12 Top and 947-12 Leg Base Locks are available- \$60 List Ea.	99#	1861	2159	2196	2327	2438
---------	--	-----	------	------	------	------	------



## Deep Crown

#951-12	3"H x 34 1/4"W x 13 1/2"D.	10#	230	267	272	288	302
---------	----------------------------	-----	-----	-----	-----	-----	-----



## Deep Receding Door Sections

#911-12	Glass Door Unit, Outside Dims: 13-1/8"H x 34 1/4"W x 13 1/2"D	25#	495	575	585	619	649
#911-12W	Wood Door Unit, Outside Dims: 13-1/8"H x 34 1/4"W x 13 1/2"D Inside Dimensions: 10 3/4"H x 32"W x 12"D.		675	783	797	844	885
#913-12	Glass Door Unit, Outside Dims: 15-1/8"H x 34 1/4"W x 13 1/2"D	27#	502	583	593	628	658
#913-12W	Wood Door Unit, Outside Dims: 15-1/8"H x 34 1/4"W x 13 1/2"D Inside Dimensions: 12 3/4"H x 32"W x 10"D. Locks are available- \$60 List Ea.		717	832	847	897	940



## Deep Leg Base

#947-12	7-1/8"H x 34 1/4"W x 13 1/2"D.	10#	132	154	156	165	173
---------	--------------------------------	-----	-----	-----	-----	-----	-----



## Deep Closed Box Base

#945-12	5"H x 34 1/4"W x 13 1/2"D	10#	132	154	156	165	173
---------	---------------------------	-----	-----	-----	-----	-----	-----



## Deep Pull Out Posting Shelf

#92-12	2"H x 34 1/4"W x 13 1/2"D. Pulled out useable surface area: 32"W x 9 3/4"D.	23#	261	303	308	327	342
--------	--	-----	-----	-----	-----	-----	-----

# 1100NY Series

QUICK SHIP AVAILABLE  
SEE PAGE 12

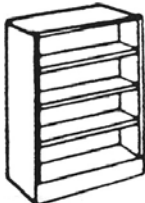
\*Catalog Pages 8 & 9



## Open Bookcase- Standard Depth

Item	Description	Lbs	FOB Fact.	Zone 1	Zone 2	Zone 3	Zone 4
#1130NY	30"H x 36"W x 11 3/4"D, 1 Adj. Shelf	55#	529	614	625	662	693
#1136NY	36"H x 36"W x 11 3/4"D, 2 Adj. Shelves	65#	617	716	729	772	809
#1148NY	48"H x 36"W x 11 3/4"D, 3 Adj. Shelves	85#	787	913	929	984	1031
#1160NY	60"H x 36"W x 11 3/4"D, 4 Adj. Shelves	105#	973	1129	1149	1217	1275
#1172NY	72"H x 36"W x 11 3/4"D, 5 Adj. Shelves	120#	1107	1285	1307	1384	1451
#1184NY	84"H x 36"W x 11 3/4"D, 6 Adj. Shelves	135#	1252	1453	1478	1565	1641

\*Additional shelves FOB factory \$73 ea.



## Open Bookcase- Deep Storage

#1130-17-0	30"H x 36"W x 16 3/4"D, 1 Adj. Shelf	70#	669	777	790	837	877
#1136-17-0	36"H x 36"W x 16 3/4"D, 2 Adj. Shelves	85#	774	898	914	968	1014
#1148-17-0	48"H x 36"W x 16 3/4"D, 3 Adj. Shelves	110#	958	1112	1131	1198	1255
#1160-17-0	60"H x 36"W x 16 3/4"D, 4 Adj. Shelves	135#	1205	1398	1422	1507	1579
#1172-17-0	72"H x 36"W x 16 3/4"D, 5 Adj. Shelves	160#	1369	1589	1616	1712	1794
#1184-17-0	84"H x 36"W x 16 3/4"D, 6 Adj. Shelves	175#	1507	1749	1779	1884	1975

\*Additional shelves FOB factory \$100 ea.

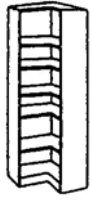


## Open Bookcase- Deep Storage

#1130QR	30"H x 11 3/4"W x 11 3/4"D, 1 Adj. Shelf	20#	529	614	625	662	693
#1136QR	36"H x 11 3/4"W x 11 3/4"D, 2 Adj. Shelves	25#	617	716	729	772	809
#1148QR	48"H x 11 3/4"W x 11 3/4"D, 3 Adj. Shelves	30#	787	913	929	984	1031
#1160QR	60"H x 11 3/4"W x 11 3/4"D, 4 Adj. Shelves	37#	973	1129	1149	1217	1275
#1172QR	72"H x 11 3/4"W x 11 3/4"D, 5 Adj. Shelves	42#	1107	1285	1307	1384	1451
#1184QR	84"H x 11 3/4"W x 11 3/4"D, 6 Adj. Shelves	50#	1252	1453	1478	1565	1641

\*Additional shelves FOB factory \$100 ea.






**Inside Corner Bookcase**

\*Additional shelves FOB factory \$124 ea.

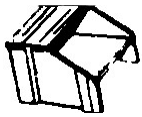
Item	Description	Lbs	FOB Fact.	Zone 1	Zone 2	Zone 3	Zone 4
#1130L	30"H x 24"W x 24"W x 11¾"D, 1 Adj. Shelf	60#	991	1150	1170	1239	1299
#1136L	36"H x 24"W x 24"W x 11¾"D, 2 Adj. Shelves	75#	1200	1392	1416	1500	1572
#1148L	48"H x 24"W x 24"W x 11¾"D, 3 Adj. Shelves	95#	1450	1682	1711	1813	1900
#1160L	60"H x 24"W x 24"W x 11¾"D, 4 Adj. Shelves	115#	1812	2102	2139	2265	2374
#1172L	72"H x 24"W x 24"W x 11¾"D, 5 Adj. Shelves	135#	2159	2505	2548	2699	2829
#1184L	84"H x 24"W x 24"W x 11¾"D, 6 Adj. Shelves	150#	2446	2838	2887	3058	3205



**Den Master with Hinged Glass Double Doors**

#1154DD	52½"H x 41"W x 11¾"D, 3 Adjustable Shelves ea. side of vertical center partition, 10" shelf depth, door locks each side *Additional shelves FOB factory \$79 ea. set of 2.	135#	2077	2410	2451	2597	2721
#1154-17DD	52½"H x 41"W x 16¾"D, 3 Adjustable Shelves ea. side of vertical center partition, 15" shelf depth, door locks each side *Additional shelves FOB factory \$100 ea. set of 2. *Substitute wood panel doors at \$50 list upcharge *Den masters are available in walnut only	155#	2395	2779	2827	2994	3138

**Accessories**



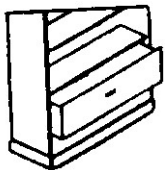
**Step Stool**

#410	14½"W x 14½"H x 14"D, Solid Adirondack Mountain Birch Lumber in Walnut or Natural finish only. *Ships UPS Knocked Down, all hardware included	14#	221	257	261	277	290
------	--	-----	-----	-----	-----	-----	-----



**Magazine (Periodical) Shelves**

#624S	Insert, Slip In: Field Installable magazine rack fits on any open bookcase shelf. *This periodical rack sits on existing bookcase shelf.	15#	195	227	231	244	256
#624H	Hinged, Permanent: Factory Installed magazine rack fits on any open bookcase shelf. *Hinged at the top rear, this periodical rack rest on the front of an existing bookcase shelf.	15#	177	206	209	222	232



**Solid Wood Drawers**

#618	Storage Drawer - For Standard Depth Case Outside Drawer Front: 7-3/8"H Inside Dimensions: 4½"H x 32"W x 9¼"D *For 200, 500 or 1100 Series	12#	461	535	544	577	604
#620	Lateral File Drawer—For Deep Case Outside Drawer Front: 12½"H Inside Dimensions: 10¼"H x 33"W x 17½"D *For 200 and 500 Series Add per each drawer and specify each location. See catalog pg. #13 for drawer pull options.	22#	602	699	711	753	789

# Common Options & Customization 200, 400, 500 & 1100 Series

Custom Widths (without doors)		List Price		List Price
Standard Depth: Up to 48"W		240.00	Width cut down: Less than 36"W	40.00
Deep Units: Up to 48"W		280.00	Depth cut down	40.00
Custom 49"W to 71"W		By request	Height cut down	20.00
Veneer Back: Finished Inside Only	Birch/Oak	Walnut/Maple	Glass Options	
30"/36" Bookcase	Incl.	69.00	Etched Letters	95.00
48"H Bookcase	Incl.	95.00	Beveled, Plexiglas, Safety, Etched Logo	By request
60"H Bookcase	Incl.	140.00	<b>Newspaper Sticks</b>	
72"H/84"H Bookcase	Incl.	175.00	3 Stick Horizontal	214.00
<b>Veneer Back: Finished Both Sides</b>			5 Stick Angled	306.00
30"H Bookcase	83.00	107.00	<b>Wire Dividers with Drilled Shelves</b>	59.00
36"H Bookcase	115.00	157.00	<b>Valance</b>	.90/Inch
48"H Bookcase	121.00	163.00	<b>Base Trim</b>	1.50/Inch
60"H Bookcase	158.00	226.00	<b>Filler: Vertical End Strips</b>	90.00
72"H Bookcase	184.00	278.00	<b>Filler: Top Inside Corner</b>	60.00
84"H Bookcase	202.00	296.00	<b>Wall Mount Rail: Interior</b>	40.00
<b>Ganging Bolts, 5mm</b>		2.00 ea	<b>Wall Mount Rail: Exterior</b>	20.00
<b>Casters</b> *Not recommended on cases over 36"H*		110.00	<b>Adjustable Glides</b> *Already included on front of all 200, 400, 500 Series, and Fronts of 1184NY*	40.00

## Door Options 200, 500 & 1100 Series

Catalog Page 9

Pricing and weights for doors below are add-on to Open Bookcases listed on previous pages.

### Sliding Doors

Item	Description	Lbs	FOB Fact.	O = Open G = Glass W = Wood H = Hinged S = Sliding			
				Zone 1	Zone 2	Zone 3	Zone 4
#30S/G or W	25"H Doors (No Permanent Shelf)	15#	420	488	496	525	551
#36S/G or W	31"H Doors (No Permanent Shelf)	20#	430	499	508	538	564
#48S/G or W	43"H Doors (No Permanent Shelf)	45#	508	590	600	635	666
#60S/O/G or W	Open Top, Permanent Shelf, 27"H Doors Bottom	15#	453	526	535	567	594
#72S/O/G or W	Open Top, Permanent Shelf, 25"H Doors Bottom	15#	455	528	537	569	597
#84S/O/G or W	Open Top, Permanent Shelf, 39"H Doors Bottom	50#	516	599	609	645	676
#96S/O/G or W	Open Top, Permanent Shelf, 45"H Doors Bottom	55#	550	638	649	688	721
#60S/G/G or W	27"H Top Doors, Permanent Shelf, 27"H Bottom Doors*	40#	891	1034	1052	1114	1168
#72S/G/G or W	41"H Top Doors, Permanent Shelf, 25"H Bottom Doors*	75#	964	1119	1138	1205	1263
#84S/G/G or W	39"H Top Doors, Permanent Shelf, 39"H Bottom Doors*	90#	1037	1203	1224	1297	1359
#96S/G/G or W	45"H Top Doors, Permanent Shelf, 45"H Bottom Doors* *any combination of glass or wood	100#	1077	1250	1271	1347	1411

Shelf Depth is 1 3/4" less than Standard when Sliding Doors are added.

Locks Are Available - \$60 List Ea.

### Hinged Doors

Item	Description	Lbs	FOB Fact.	See Catalog Page 13 for Door Pull Options			
				Zone 1	Zone 2	Zone 3	Zone 4
#30H/G or W	25"H Doors (No Permanent Shelf)	15#	414	481	489	518	543
#36H/G or W	31"H Doors (No Permanent Shelf)	20#	462	536	546	578	606
#48H/G or W	43"H Doors (No Permanent Shelf)	45#	557	647	658	697	730
#60H/O/G or W	Open Top, Permanent Shelf, 27"H Bottom Doors	15#	478	555	565	598	627
#72H/O/G or W	Open Top, Permanent Shelf, 25"H Bottom Doors	15#	489	568	578	612	641
#84H/O/G or W	Open Top, Permanent Shelf, 39"H Bottom Doors	50#	611	709	721	764	801
#96H/O/G or W	Open Top, Permanent Shelf, 45"H Bottom Doors	55#	643	746	759	804	843
#60H/G/G or W	27"H Top Doors, Permanent Shelf, 27"H Bottom Doors	40#	885	1027	1045	1107	1160
#72H/G/G or W	41"H Top Doors, Permanent Shelf, 25"H Bottom Doors*	75#	970	1126	1145	1213	1271
#84H/G/G or W	39"H Top Doors, Permanent Shelf, 39"H Bottom Doors*	90#	1122	1302	1324	1403	1470
#96H/G/G or W	45"H Top Doors, Permanent Shelf, 45"H Bottom Doors* *any combination of glass or wood	100#	1151	1336	1359	1439	1508

Shelf Depth is 3/4" less than Standard when Hinged Doors are added.

Locks Are Available - \$60 List Ea.

All above prices are for glass doors. For wood panels in place of glass, add \$90 per set to above prices— order "W" instead of "G"

**Freight:** Prices shown herein are “FOB FACTORY” Frankfort, NY 13340 or “FOB DESTINATION” Inclusive of freight with exceptions as follows:

**FOB FACTORY:**

1. HALE will pre-pay and add (freight cost) to your invoice using our contracted discount carriers.
2. If you wish to specify the freight carrier, please state carrier of your choice on your order. The order will be shipped collect.
3. If you specify carrier, HALE freight discounts may not apply.
4. For full trailer loads orders, call the Factory for quotation.

**FOB DESTINATION:**

1. Please see page 12 for description of zones.
2. For shipments less than 300 lbs., there is a \$40.00 net drop charge except for items shipped UPS.
3. Pricing herein is for the 48 contiguous United States of America.
4. For shipments to Hawaii & Alaska, freight is paid to the nearest 48 state port in Zone 4.
5. For shipments greater than 1000 lbs., you may deduct 5% from the pricing.
6. For full trailer loads orders, call the Factory for quotation.
7. Some accessory items are available FOB Factory Only. Please refer to pricing pages.

**Freight Classes:** Sectional Models 300 & 800 are class 150, all other set up Bookcases are class 125.

**Returns:** Goods returned for credit or exchange will not be accepted unless we have previously authorized the return. Please call us before returning merchandise for any reason. There will be a 10% handling charge (\$35 list minimum) for items returned. Sectionals and “special” order Bookcases cannot be returned for credit. Determination of “special” is at our discretion.

**Cancellations:** Cancellations cannot be accepted after one week subsequent to the date of acknowledgement.

**When Your Order Arrives:**

1. Inspect the arriving freight for damage. (We experience less than 1% damage on total shipments made.)
2. If there is damage, sign the bill of lading as such, **keep all packaging and call HALE Customer Service at**
3. **800-873-4253.**
4. We'll help you with your claim through our contracted carrier unless you have specified a carrier of preference other than ours.

## Ordering & Terms

**Sales Policy:** We sell to Authorized Resellers (Dealers, Wholesalers, Catalog Supply, etc.) only. You must have a Federal TIN, State TIN or Resale Number prior to placing your order.

**Order By Catalog Number:** Please do not order by description.

**Terms:** 1% 20N40 with approved credit.

**Price Changes:** We reserve the right to change prices at any time without prior notice. Orders are acknowledged within a few days ARO, completely priced at prevailing prices. Our normal procedure is to give a 30 day prior notice of price change. Shipments are priced at acknowledged prices unless extended delivery of more than three (3) months is requested

**Warranty:** Whether you choose a Hale product in modern, contemporary or traditional style, you can be assured of the continual high quality that has made us the leading manufacturer of wood furniture for over 100 years. Should material or workmanship be shown to be defective, Hale will replace the item without cost, for **ten years** from the date of purchase. The factory will determine if the product is defective and decide whether to replace or repair the product.

This guarantee is extended only to the original consumer-purchaser and cannot be transferred. Damage caused by improper handling, usage, or transit damage, does not constitute factory defect. Fully loaded furniture should not be lifted or moved.

**Finish Matching:** Minimum charge \$230 list for small orders. For orders \$2,301 - \$20,000, list 10% up-charge. Over \$20,000, list 5% up-charge. 10% additional up-charge on item price if bleaching is required. **HALE** Bookcases are available in standard **HALE** Finishes in Oak, Walnut and Birch species. See our color catalog for finishes.

**Quick Ship:**

**Factory Direct - One Week Bookcase Shipments.**

We offer shipment within one week from receipt of order Monday through Friday for up to 15 units. #109 Walnut, #24 Sand Tone Oak and #168 Mahogany on Walnut are available for the 1100 New Yorker Series of set-up bookcases. Please see our color catalog and general price list page 8 for detailed product descriptions.

