

Steel Lockers



SYSTEMS FOR SUCCESS

Quiet Lockers

Durable Finish

Tough powder-coated finish keeps its good looks for years.

Hat Shelf

Handy shelf for personal storage of hats, gloves, toiletries, books, etc.

Heavy-Duty Frame

Welded door frame is constructed of 16-gauge steel for added rigidity.

Large Color Selection

A wide range of colors is available to blend with any office, school or industrial setting.

Choice of Welded or Unassembled Versions

Lockers are available either welded ready-to-use or unassembled for added cost savings.

Louvers

Contemporary styled louvers at top and bottom for ventilation of contents.

Choice of Leg Options

Lockers available with or without legs. Optional front- and end-bases available to enclose base.

Door Stiffeners

Full-length steel door reinforcements add rigidity and dampen noise.

Recessed Handles

Inset handle design is vandal-resistant and leaves nothing protruding into aisles. Comes standard with powder-coated finish; optional stainless steel is also available.

Positive Latching Mechanism

Smooth operating latching mechanism securely latches the door for added security.

Locking Bar

Steel locking bar offers high strength, while polymer latches and retainers provide quiet latching operation.

Double-Leaf Hinge

Extra-strong five-knuckle hinge with secured pin offers added content protection and long life.

Rubber Bumpers

Door closing noise is effectively dampened with carefully placed bumpers.



Note: For safety, all lockers are required to be floor or wall anchored.

Quiet Lockers— The Strong, Silent Type

Our lockers are built to be durable – and quiet. The heavy-duty steel construction stands up to the toughest use while rubber bumpers, door stiffeners, and locking channels cushioned with rugged polymer materials work together to virtually eliminate that old clanging and banging.

All lockers feature a lightweight, low friction latching mechanism which opens easier and smoother than traditional latches. And locker handles are recessed inside the door face, not only giving a smooth, finished look, but also making our lockers vandal resistant and safer than easily broken, protruding handles.

Our lockers are available in an assortment of colors to blend in with conservative designs or stand out as part of a bold color scheme. The high grade powder-coated finish will maintain its crisp good looks through years of everyday use.

Built to Last




Whether it's a school, industrial or office setting, our unique locker construction stands up to years of the toughest use yet keeps functioning like new.

Quiet Operation



Most people find “clanking” lockers distracting. That's why our lockers contain so many noise reducing features: heavy-duty doors reinforced with noise dampening door stiffeners to reduce door vibration; rubber bumpers for quiet door closing; and a polymer constructed locking latch for extremely quiet operation.

Secure and Safe



Lockers hold more than just clothing—they also protect valuables. Our lockers contain vandal resistant features: Recessed handles that can't be kicked-off, a three-point latching system protecting the door's full length and a positive latching mechanism to ensure that the door is shut.

SYSTEMS FOR SUCCESS

Single Tier Lockers



Single tier lockers are roomy enough for just about any secured storage application. Single Tier lockers are our most popular general purpose locker in factories, schools, hospitals, and other locations where coats and clothing are stored:

- Three coat hooks per opening, plus coat rods on lockers 18" and deeper
- Available in single or three-wide units
- Opening sizes of 12", 15", 18", or 24" wide*
- Locker depths of 15", 18", 21", or 24"*
- Positive 3 point locking system in doors
- Available with or without legs
- Louvers for ventilation
- Available fully assembled or unassembled
- Door stiffeners
- Optional locks and other accessories available, refer to pages 20-23.
- Built-in top shelf for lunches, hats, etc.

*Refer to price list for specific combinations.



Note: For safety, all lockers are required to be floor or wall anchored.

Double Tier Lockers



Double tier lockers feature two openings per locker, giving you twice as many lockers in the same space, yet providing plenty of hanging room for shirts and jackets. Perfect for the gym!

- Three coat hooks per opening
- Available in single or three-wide units
- Opening sizes of 12", or 15" wide*
- Locker depths of 12", 15" or 18"*
- Positive 2 point locking system on doors
- Available with or without legs
- Louvers for ventilation
- Available fully assembled or unassembled
- Door stiffeners
- Optional locks and other accessories available, refer to pages 20-23.

*Refer to price list for specific combinations.



Note: For safety, all lockers are required to be floor or wall anchored.

SYSTEMS FOR SUCCESS

Triple Tier Lockers



Triple tier lockers are ideal for health clubs, gymnasiums, and other applications where ample storage must be balanced with space savings. These units fit three times as many lockers in the space of a single tier locker and feature:

- Three coat hooks per opening
- Available in single or three-wide units
- Opening sizes of 9"*, 12", or 15" wide**
- Locker depths of 12", 15" or 18"***
- Positive 2 point locking system on doors
- Available with or without legs
- Louvers for ventilation
- Available fully assembled or unassembled
- Door stiffeners
- Optional locks and other accessories available, refer to pages 20-23.

*9" is available in assembled units only.

** Refer to price list for specific combinations.



Note: For safety, all lockers are required to be floor or wall anchored.

Box Lockers



Our box lockers are ideal for securely storing smaller items like purses, lunches, books, and athletic gear. The efficient five and six tier configurations give schools, clubs, and hospitals the necessary storage capabilities without taking up valuable floor space.

- 5 and 6 tier high
- Available in single or three-wide units
- Opening sizes of 12" or 15" wide*
- Box depths of 12", 15", or 18"*
- Rugged padlock hasps
- Available with or without legs
- Louvers for ventilation
- Available fully assembled or unassembled
- Optional built-in lock

*Contact American Filing Solutions for current pricing.



Note for safety, all lockers are required to be floor or wall anchored.

SYSTEMS FOR SUCCESS

15 Person Lockers



Looking for a compact locker solution that offers employees or students secure storage? Our unique fifteen person locker is the perfect choice. This storage solution offers both, hanging space for full length garments and fifteen secure box lockers providing organized storage all within 7½ square feet. Great for hallways or other small “nooks” within office or factory environments.

- 15 openings, 12" wide x 12" high x 18" deep
- Rugged padlock hasps
- Available with or without legs
- Louvers for ventilation
- Available assembled or unassembled
- Coat rod included
- Optional built-in locks

3 Person Wall Mounted Lockers



Limited floor space? Consider our Three Person Wall Mounted Locker. Individual boxes are welded together for added strength. The included coat rod offers convenient hanging of long garments.

- Three compartments 12" wide x 12" high x 18" deep
- Rugged padlock hasps
- Louvers for ventilation
- Comes fully assembled except for coat rod
- Coat rod included
- Optional built-in locks

Note: For safety, all lockers are required to be floor or wall anchored.

16 Person Lockers



Get all the benefits of economical box lockers plus the advantage of hanging space for full length garments! This efficient design can accommodate sixteen people per unit – an ideal alternative when full length storage and tight space are primary considerations.

- 16 openings, 12" wide x 12" high x 18" deep
- Rugged padlock hasps
- Available with or without legs
- Louvers for ventilation
- Available assembled or unassembled
- Coat rod included
- Optional built-in locks

4 Person Wall Mounted Lockers



When floor space is at a premium, the 4 person wall mounted unit is the solution. The individual boxes are welded together to give this hanging unit added strength. The standard coat rod can be left off for flush mounting.

- Four compartments 12" wide x 12" high x 18" deep
- Rugged padlock hasps
- Louvers for ventilation
- Comes fully assembled except for coat rod
- Coat rod included
- Optional built-in locks

Note: For safety, all lockers are required to be floor or wall anchored.

SYSTEMS FOR SUCCESS

Duplex Lockers



Two people can enjoy full length storage in the space of a single locker. Our duplex unit is ideal for locations where garments are the primary item to be stored.

- Two compartments per unit (only single units available)
- Two compartments 7 ½" wide
- Locker depths of 15" and 18"
- Positive 3 point locking system on doors
- Top shelf and coat hooks (plus coat rods in 18" deep units)
- Available with or without legs
- Louvers for ventilation
- Fully assembled only
- Optional built-in locks

Combination Lockers



When you want the best, you want the AFS combination locker! This deluxe, multi-purpose unit features a full width top shelf, five individual storage compartments, and room for full length hanging garments.

- Single unit only, 18" or 24" wide x 21" or 24" deep
- Positive 3 point locking system on doors
- Available with or without legs
- Louvers for ventilation
- Fully assembled only
- Door stiffeners
- Optional built-in locks
- Coat hooks
- Coat rod

Note: For safety, all lockers are required to be floor or wall anchored.

Half-Height Lockers



These versatile Half-Height Lockers offer all the storage options of full length lockers in half the space. Yet, there is plenty of available hanging space for shirts or jackets; perfect to slide under a workbench or desk!

- Single unit only, 12 wide" x 18" deep x 36" high
- Positive 3 point locking system on doors
- Louvers for ventilation
- Fully assembled only
- Door stiffeners
- Optional built-in locks
- Coat hooks
- Coat rod

ADA Compliant Lockers



It's important in the public sector to offer and identify accessibility for those that require enhanced access. Our ADA Compliant Lockers are specifically designed to provide easier access to contents from a seated position. This is achieved through your choice of a bottom riser to raise the lower shelf, an ADA compliant lock, or coat hooks and upper shelf at a reduced height.

The special ADA compliant lock allows the locker to be opened by simply inserting the key. No turning of the key is required allowing for single handed operation.

Best of all, we will modify several of their standard lockers offering a variety of choices. ADA Compliant lockers are available for single tier, the bottom locker of a double tier, or the bottom two lockers of a triple tier.

These ADA Compliant lockers are shipped with the universal handicap symbol to notify those not to block access to these lockers.

Note: For safety, all lockers are required to be floor or wall anchored.

SYSTEMS FOR SUCCESS

Ventilated Lockers

Durable Finish

Tough powder-coated finish keeps its good looks for years.

Hat Shelf

Handy shelf for personal storage of hats, gloves, toiletries, books, etc.

Heavy-Duty Frame

Welded door frame is constructed of 16-gauge steel for added rigidity.

Large Color Selection

A wide range of colors is available to blend with any office, school or industrial setting.

Perforated Body

Perforated locker body ensures a continuous airflow for maximum ventilation of clothing, etc. while providing complete visibility to contents.

Rubber Bumpers

Door closing noise is effectively dampened with carefully placed bumpers.

Recessed Handles

Inset handle design is vandal-resistant and leaves nothing protruding into aisles. Comes standard with powder-coated finish; optional stainless steel is also available.

Positive Latching Mechanism

Smooth operating latching mechanism securely latches the door for added security.

Locking Bar

Steel locking bar offers high strength, while polymer latches and retainers provide quiet latching operation.

Double-Leaf Hinge

Extra-strong five-knuckle hinge with secured pin offers added content protection and long life.

Choice of Leg Options

Lockers available with or without legs. Optional front- and end-bases available to enclose base.



Note: For safety, all lockers are required to be floor or wall anchored.

Ventilated Lockers— A Breath of Fresh Air

Our Ventilated Lockers keep aisle ways and rooms free from stale odors caused by damp clothing. Specially designed diamond-shape ventilation slots ensure continuous airflow from all three sides of the locker. This reduces the opportunity for odor causing-bacteria to grow and thrive in clothing. Ventilated Lockers also offer interior visibility making it easy to identify undesirable contents.

All lockers feature a lightweight, low friction latching mechanism which opens easier and smoother than traditional latches. And Locker handles are recessed inside the door face, making our lockers vandal resistant and safer than easily broken, protruding handles.


Our lockers are available in an assortment of colors to blend in with conservative designs or stand out as part of a bold color scheme.

Superior Ventilation Capability



Three-sided locker ventilation offers continuous airflow to help prevent odor causing bacteria. Ideal for settings involving physical exertion like gyms or factories.

Visibility of Contents



Ventilation slots allow clear visibility to locker interior to determine status of locker or undesirable contents.

All Welded Construction



Don't let the ventilation slots fool you. Our Ventilated Locker panels are constructed of heavy-duty gauge steel for complete rigidity.

Single Tier Ventilated Lockers



Single Tier Ventilated Lockers are roomy enough for just about any secured storage application. Single Tier lockers are ideal for use in factories, schools, fitness clubs, hospitals, and other locations where clothing is stored.

- Three coat hooks and a coat rod per opening
- Available in single or three-wide units
- Opening size of 12" wide
- Locker depth of 18"
- Positive 3-point locking system in doors
- Available with or without legs
- Available fully assembled only
- Optional locks and other accessories available, refer to pages 20-23.

Double Tier Ventilated Lockers



Double Tier Lockers feature two openings per locker for twice the number of lockers in the same space. There's plenty of hanging room for shirts and jackets. Perfect for the gym!

- Three coat hooks per opening
- Available in single or three-wide units
- Opening size of 12" wide
- Locker depth of 18"
- Positive 2-point locking system in doors
- Available with or without legs
- Available fully assembled only
- Optional locks and other accessories available, refer to pages 20-23.


Note: For safety, all lockers are required to be floor or wall anchored.

Box Ventilated Lockers



Box Lockers are ideal for securely storing smaller items like purses, lunches, books and athletic gear. Five and six configurations save valuable floor space in schools, clubs, and hospitals.

- Six-tier high configurations
- Available in single or three-wide units
- Opening size of 12" wide
- Box depth of 18"
- Rugged padlock hasps
- Available with or without legs
- Available fully assembled only
- Optional locks and other accessories available, refer to pages 20-23.



Note: For safety, all lockers are required to be floor or wall anchored.

SYSTEMS FOR SUCCESS

C-Thru Lockers

Durable Finish

Tough powder-coated finish keeps its good looks for years.

Hat Shelf

Handy shelf for personal storage of hats, gloves, toiletries, books, etc.

Clear Door Panel

Clear yet strong Plexiglas door offers visibility of locker contents for security reasons.

Heavy-Duty Frame

Welded door frame is constructed of 16-gauge steel for added rigidity.

Large Color Selection

A wide range of colors is available to blend with any office, school or industrial setting.

Rubber Bumpers

Door closing noise is effectively dampened with carefully placed bumpers.

Choice of Leg Options

Lockers available with or without legs. Optional front- and end-bases available to enclose base.

Secure Plexiglas

Secure Plexiglas door panels are positioned in steel channels and riveted to maintain the door's integrity.

Locking Hasp

Individual metal locking hasps help assure security of individual locker compartments contents.

Vandal Resistant Handle

Recessed handle design on steel doors with visual door panels is vandal-resistant.

Positive Latching Mechanism

Smooth operating latching mechanism securely latches the door for added security.

Locking Bar

Steel locking bar (on single tier models) offers high strength, while polymer latches and retainers provide quiet latching operation.

Double-Leaf Hinge

Extra-strong five-knuckle hinge with secured pin offers added content protection and long-life.



Note: For safety, all lockers are required to be floor or wall anchored.

C-Thru Lockers— A Look Inside

In today's world, security has become a central issue in providing buildings that are safe to all occupants. A key to providing this degree of safety is the means to know what is hidden away in rather innocuous things such as a public or private locker.

We have developed products for today's world that help meet the safety needs of a building's population for storing personal belongings... while allowing them to be viewed without unduly encroaching on a person's privacy. Our solution are the C-Thru locker offering a unique approach to storing personal belongings while allowing others to visually inspect the contents without the need to open the locker.

Thanks to the vandal resistant locking bar, double-leaf hinge and positive latching mechanism that is recessed, contents are safe from potential theft.

We offer a wide variety of C-Thru Lockers including single tier, double tier and box lockers.


Visibility of Contents



Contents of lockers are clearly visible without the need to open the locker. Ideal for public locations, gym locker rooms, factories and more.

Note: Box lockers shown at left.

Greater Strength



For single or double tier lockers, the C-Thru Plexiglas is mounted to the doors using full length steel channels on both sides, then securely riveted to maintain the door's integrity. Box lockers offer Plexiglas doors that incorporate corner-to-corner reinforcements for added strength.



SYSTEMS FOR SUCCESS

Single Tier C-Thru Lockers



Single Tier lockers are our most popular locker. Their roomy interior allows storage for a host of items including articles of clothing, sports equipment, valuables and more! Plus, in today's security minded atmosphere, these lockers can be visually inspected without the need to actually open the locker. Perfect for public places like airports, government buildings, factories, schools, fitness clubs, hospitals or any other building that needs added security.

- Three coat hooks per opening, plus coat rods on lockers 18" and deeper
- Heavy Duty Plexiglas door inserts.
- Available in single or three-wide units
- Opening sizes of 12" or 15" wide
- Locker depths of 12", 15" or 18"
- Positive 3-point locking system in doors
- Available with or without legs
- Available fully assembled only
- Optional locks and other accessories available, refer to pages 20-23.

Double Tier C-Thru Lockers



Double Tier lockers offer an advantage in that twice the number of lockers can be placed in the same space as single tier lockers. Each locker has plenty of hanging space for jackets and shirts thanks to three preinstalled coat hangers. For added security, the Plexiglas door inserts allow contents to be viewed without the need to open the door. Positive 2-point locking system in the door secures contents.

- Three coat hooks per opening
- Heavy Duty Plexiglas door inserts.
- Available in single or three-wide units
- Opening sizes of 12" or 15" wide
- Locker depths of 12", 15" or 18"
- Positive 2-point locking system in doors
- Available with or without legs
- Available fully assembled only
- Optional locks and other accessories available, refer to pages 20-23.

Note: For safety, all lockers are required to be floor or wall anchored.

Box C-Thru Lockers



Box Lockers are ideal for securely storing smaller items like purses, lunches, books, and athletic gear. Five and six configurations save valuable floor space in schools, clubs, and hospitals.

- Available in 5 and 6 tier high configurations
- Heavy Duty reinforced Plexiglas doors
- Available in single or three-wide units
- Opening size of 12" wide
- Box depths of 12", 15" or 18"
- Rugged padlock hasps
- Available with or without legs
- Available fully assembled only
- Optional locks and other accessories available, refer to pages 20-23.


16 Person C-Thru Lockers



Box lockers plus hanging space for longer garments! This design can accommodate 16 people – ideal for tight spaces.

- 16 openings, 12" wide x 12" high x 18" deep
- Heavy Duty reinforced Plexiglas doors
- Available with or without legs
- Available assembled or unassembled
- Coat rod included

4 Person Wall Mounted C-Thru Lockers



Ideal for securely storing smaller items where floor space is at a premium. Wall mounted unit offers four lockers with reinforced clear Plexiglas. Ideal for situations where contents need to be visually inspected. Includes full length coat rod.

- Four compartments 12" wide x 12" high x 18" deep
- Rugged padlock hasps
- Heavy Duty reinforced Plexiglas doors
- Comes fully assembled except for coat rod
- Coat rod included
- Optional built-in locks

Note: For safety, all lockers are required to be floor or wall anchored.

SYSTEMS FOR SUCCESS

Locker Accessories



Flat Top Filler

The flat top filler is used on flat locker tops to fill the space between two locker tops or a locker top and the wall.



Sloping Top Filler

Sloping top fillers are used with sloping top lockers to fill the space between two locker tops or a locker top and the wall.



Three Wide Sloping Top

Three wide sloping tops prevent unnecessary clutter and provide a clean, finished appearance. Also available in one wide top to cover single lockers.




Sloping Top Corner Filler

Sloping top corner filler is used with sloping locker tops to fill the corner space between two locker tops.



Flat Top Corner Filler

Flat top corner filler is used to fill the corner space between two locker tops.



Flat Top Boxed End Panel

Flat top boxed end panels are designed to give a finished look and a sturdier end to a row of free-standing lockers.



Sloping Top Boxed End Panel

Sloping top boxed end panels are used with sloping top lockers to give a finished look and a sturdier end to a row of free-standing lockers.



Ventilated Door

All our lockers can be ordered with perforated doors when additional ventilation is a requirement.

Locker Accessories

Recessed Locker Accessories



Horizontal Trim

These decorative trim pieces fill the space between the lockers and the wall when lockers are recessed. Horizontal trim comes in 72" lengths for custom, on-site trimming.



Vertical Trim

These decorative trim pieces fill the space between the lockers and the wall when lockers are recessed. Vertical trim is available in 60" and 72" heights.



Splice Cap

Splice caps provide a uniform, even joint where more than one piece of trim meet.



Corner Splice Cap

Corner caps are used to join horizontal and vertical trim pieces.



Outside Corner Cap

Outside corner caps are used to join trim pieces and turn a corner.



Z Brace/Bottom Angle

Z Braces provide reinforcement and secures the bottom of the locker to the floor, while adding toe-space under the locker. Bottom angles are used as a decorative filler for the bottom face of the locker.



Angle Filler Panel/Flat Filler Panel

Angle filler panels are used to close the space between a locker and the wall or between two lockers when an obstruction prevents the installation of another locker. Flat filler panels require two filler panel frames; angle filler panels require only one.

Filler Panel Frame/Corner Angle


Filler panel frames attach to locker frames to secure front filler panels. Corner angles are used in inside corners to provide a finished appearance.

Locker Accessories



Coat Rod

These painted (sand color only) steel coat rods are ½" in diameter and are available in 9", 12", 15", 18", 21", and 24" lengths.



Coat Hook

Additional coat hooks can be added to any locker. Coat hooks can be factory welded into assembled units if specified at time of order. Single hook or double hook available.



Shelves and Partitions

Add shelves to customize locker compartments or vertical partitions to create dual compartments in single tier lockers.



Front Base/Closed End Base

Closed front bases fit between front locker legs to provide a flush, finished appearance. End bases fit between front and rear legs of a row-ending locker.



Closed Base

Used only on lockers with no legs, the closed base is a one piece, fully enclosed, 6" tall, steel base to raise the locker off the floor.




Locker End

Locker ends are used to finish a row and give a clean, attractive, appearance.



Locker Benches/Pedestals

A clear lacquer finish protects these 1¼" thick laminated maple benches. Heavy duty steel pedestals have an enamel finish to match your lockers. Benches are 9 ½" wide and 36" to 144" long.



Painted Steel Recessed Cup


Vandals don't stand a chance – neither does rust! Our standard steel handles are painted with a black powder-coated finish and are scratch resistant.



Stainless Steel Recessed Cup


Add an extra touch of quality with our optional stainless steel recessed cup. Scratch resistant.

Locker Accessories



Grooved Key Lock

This built-in deadbolt lock features a rust-resistant steel case and a large assortment of differing keys. The grooved key lock ensures additional security. Masterkeyed systems are available.




Combination Padlock/ Masterkeyed Combination Padlock

A self-locking shackle and automatic disarranging tumblers make these locks virtually tamper-proof. Masterkeyed system provides additional control. Shackle diameter is $\frac{9}{32}$ " (7mm)



Manual Locking Combination Deadbolt/ Automatic Locking Combination Deadbolt

Both built-in locks are masterkeyed systems with changeable combinations. The precision mechanism never needs lubricating and a stainless steel case covers the mounting bolts for security.



ADA Compliant Lock

Now it's even easier to access a locker with our ADA Compliant lock. To open the lock, simply insert the key and push up on the handle. Allows one handed opening of the locker door.



Number/Name Plates


Number plates provide order and a clean finished look. Field-installed plate with plastic shield for custom identification comes standard. Factory numbered plates installed as no cost option.



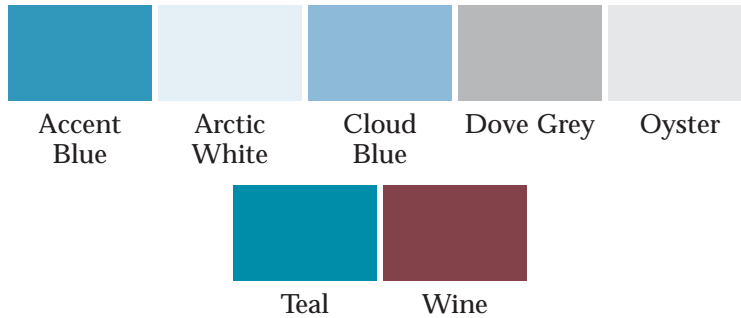
SYSTEMS FOR SUCCESS

All Steel Lockers are electrostatically painted with a tough, long lasting, powder-coated finish to ensure years of lasting beauty.

Standard Colors



Premium Colors



Standard Colors are available at no additional charge. Premium and Special Matched Colors are available for an upcharge, please contact us for current pricing. Finishes shown above are only representative of the actual finishes. If greater accuracy is required contact us for additional information.



**American Filing Solutions
P.O. Box 891719, Temecula, CA 92589
Toll Free: (888) 891-1970 x 8958
Fax: (888) 891-9970
Email: sales@FilingToday.com
www.FilingToday.com**